







Kartogram zaťaženia + DKP
IAD - PŠH
2050 MUŠ Mlynské nivy

Vozidlá_SPOLU

-   <= 10s
-  <= 20s
-  <= 30s
-  <= 45s
-  <= 55s
-  > 55s